

The CPL Method

How to Use AI to Create, Prepare and Launch a Digital Product in Record Time

PHASE 1: CREATE

Define Your Niche

- Use AI to brainstorm niche ideas and identify gaps in the market.
- Validate demand with AI-driven research (scan forums, reviews, social media, etc.)



Shape Your Product

- Generate product ideas with AI prompts tailored to your niche.
- Test your concept with an AI-powered survey to gather audience insights.



Set the Stage

- Name your product with AI-assisted branding tools.
- Create a logo and graphics using AI design tools.



Time Saved: 8-12 Hours

Without AI: Finding and validating a profitable product idea through manual research can take 10-15 hours, depending on your niche.

With AI: Using AI tools to analyze market trends, customer demand, and competition can reduce this to 2-3 hours. This means you can skip weeks of brainstorming and go from idea to income in days, instead of weeks or months!

PHASE 2: PREPARE

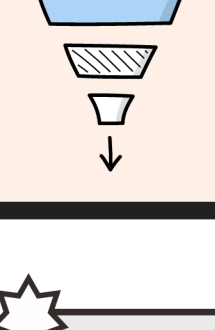
Create Your Product

- Draft product content quickly with AI (e.g. ebooks, videos, templates, audios).
- Use AI to refine and edit your materials for clarity and quality.




Build Your Funnel

- Build landing pages with AI-driven templates.
- Automate your email sequences using AI to write engaging copy.




Craft Your Sales Page

- Use AI to draft a complete sales page in the style of an A-list copywriter, tailored to your product and audience.
- Leverage AI to refine your headlines, benefits, and calls-to-action for maximum impact.




Plan Your Promotion

- Pick your launch date and platform (e.g. ClickBank, JVZoo).
- Use AI to generate marketing angles (hooks, bonuses, scarcity tactics).
- Create pre-launch content like PDFs, videos, or case studies.



Recruit Affiliates

- Use AI to write and personalize cold outreach emails to potential JV partners.
- Create AI-generated videos to send to affiliates without appearing on camera.
- Send email updates a few days before pre-launch to ensure affiliates have everything they need.



Time Saved: 3-4 Weeks

Without AI: Writing, designing, and creating a polished digital product can take 2-4 weeks, especially if you're creating everything from scratch (i.e. eBooks, courses, templates).

With AI: AI can draft content, create designs, and even generate initial versions of your product in 4-6 hours. This means you can focus on what matters most: recruiting affiliates and setting the stage for a profitable launch.

PHASE 3: LAUNCH

Engage Your Audience

- Release pre-launch content to generate excitement (e.g. "How I Lost 15lbs in 30 Days on the Keto Diet Without Feeling Deprived").
- Use AI-powered chatbots to handle FAQs and drive leads to your sales page.



Optimize in Real-Time

- Monitor campaign performance with AI analytics tools.
- Adjust ads, emails, and sales pages based on AI recommendations to boost conversions.



Close With Scarcity

- Highlight limited-time bonuses and countdowns with AI-powered scarcity tools.
- Use AI to craft last-minute emails that overcome objections and drive action.



Keep Affiliates Engaged

- Use AI to automate daily email notifications for JV partners, including sales updates, leaderboard stats, and fresh swipe copy.
- This ensures affiliates stay motivated and continue mailing your offer throughout the launch.



Time Saved: 10-14 Days

Without AI: Crafting marketing materials (emails, sales pages, ads) and running a launch can take 10-14 days for someone doing it manually.

With AI: Generating sales copy, ad creatives, and launch strategies can be done in 3-5 hours with AI assistance. This frees up your time to focus on maximizing sales and profits.

Your Next Step...

Register for a Private Webcast to discover more about these AI shortcuts and how to sell **high-profit digital products** in a \$1 trillion industry using **done-for-you traffic!**

OnlineSuccessCoaching.com/private